

ASQ VIRGINIA SECTION 0511

MEMBERSHIP ANALYSIS - DECEMBER, 2018.

S. / NO.	CATEGORY	JAN.	FEB.	MARCH	APRIL	MAY	JUNE	JULY	AUG.	SEPT.	OCT.	NOV.	DEC.
1	NEW MEMBERS	21	20	20	20	17	11	22	13	21	22		21
2	RENEWED MEMBERSHIPS	46	31	37	37	52	57	29	24	20	26		22
3	CONTINUING	377	310	319	319	352	371	404	422	400	396		424
4	PROFORMA	186	264	255	255	216	189	176	166	185	183		155
5	UNPAID	88	94	96	96	96	98	109	109	112	110		121
<b>TOTAL</b>		<b>718</b>	<b>719</b>	<b>727</b>	<b>727</b>	<b>733</b>	<b>726</b>	<b>740</b>	<b>734</b>	<b>738</b>	<b>737</b>		<b>743</b>

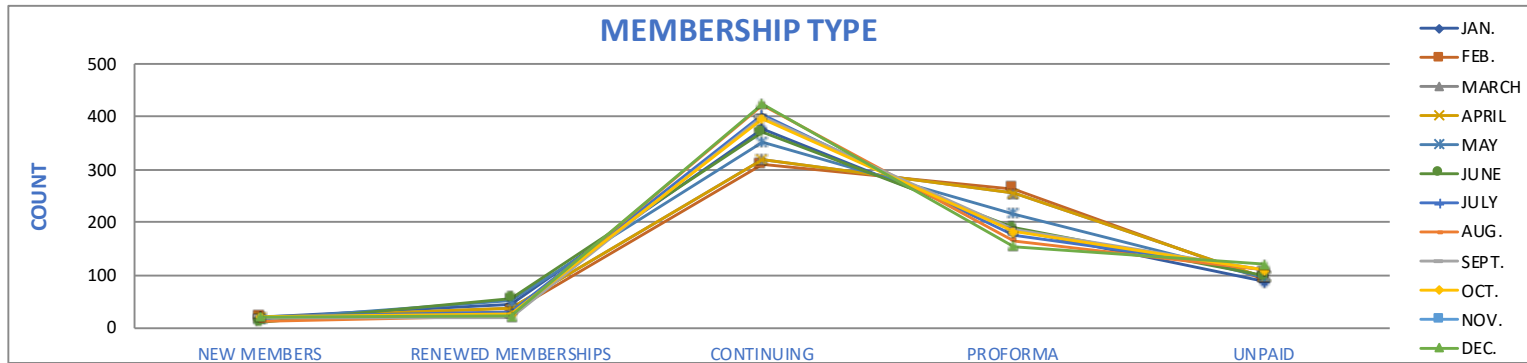
S. / NO.	MEMBERSHIP TYPE	JAN	FEB	MARCH	APRIL	MAY	JUNE	JULY	AUG.	SEPT.	OCT.	NOV.	DEC.
1	ASSOCIATE	85	85	85	85	83	105	80	83	81	85		102
2	FELLOW	0	0	0	0	0	0	0	0	0	0		0
3	FULL	328	328	337	337	350	390	344	350	346	346		421
4	ORGANIZATION	4	4	4	4	4	4	4	4	4	5		6
5	ORGMEMBER	6	6	5	5	4	6	4	5	5	5		5
6	SENIOR	159	159	162	162	161	164	160	154	153	150		162
7	STUDENT	43	43	38	38	35	57	36	35	36	36		47
<b>TOTAL</b>		<b>625</b>	<b>625</b>	<b>631</b>	<b>631</b>	<b>637</b>	<b>726</b>	<b>628</b>	<b>631</b>	<b>625</b>	<b>627</b>		<b>743</b>

**NOTE:-** MEMBERS JOIN IN LAST 12 MONTHS  
 RENEWED MEMBERSHIP LAST 12 MONTHS  
 MEMBERSHIP STRENGTH IN LAST 12 MONTHS  
 GROWTH

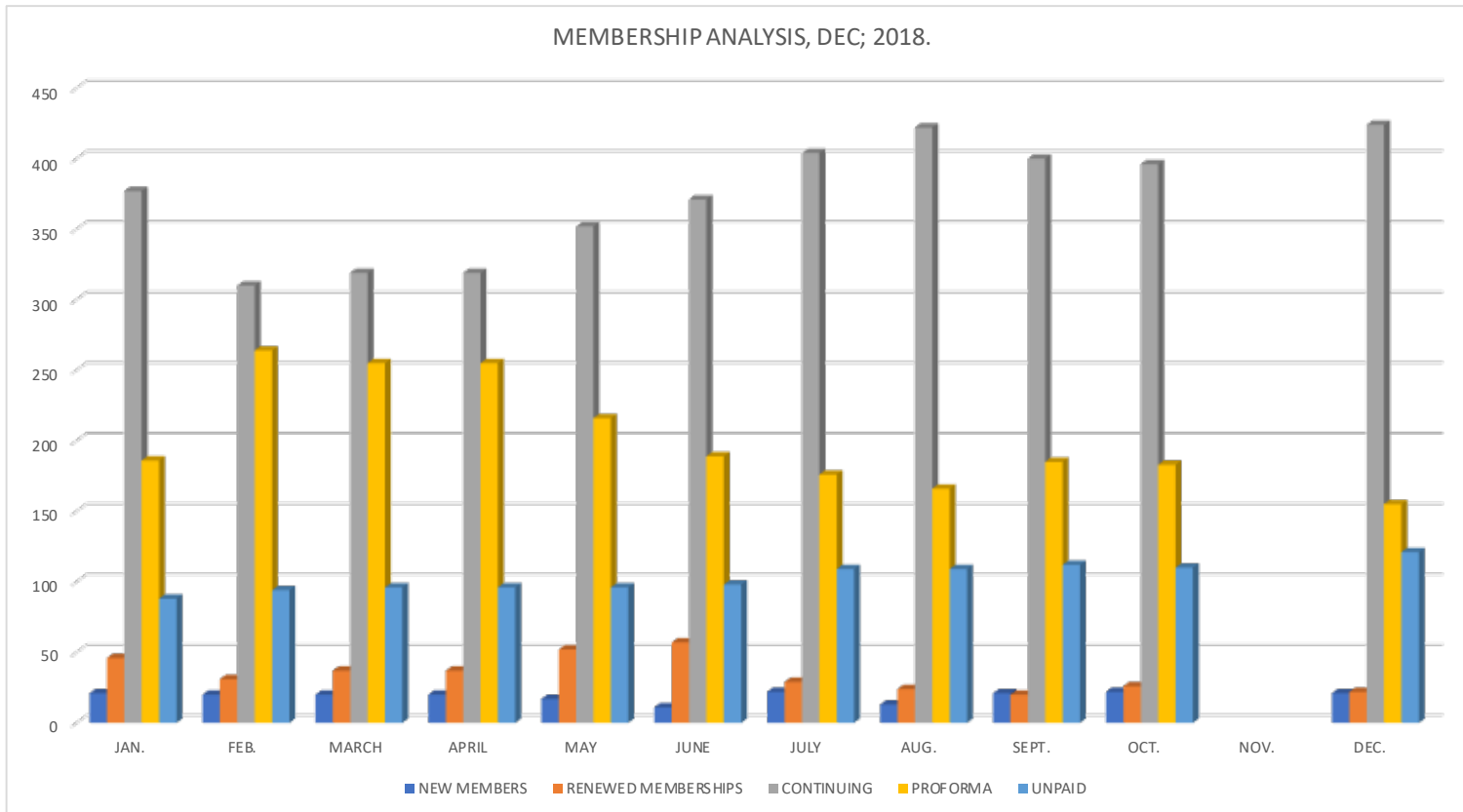
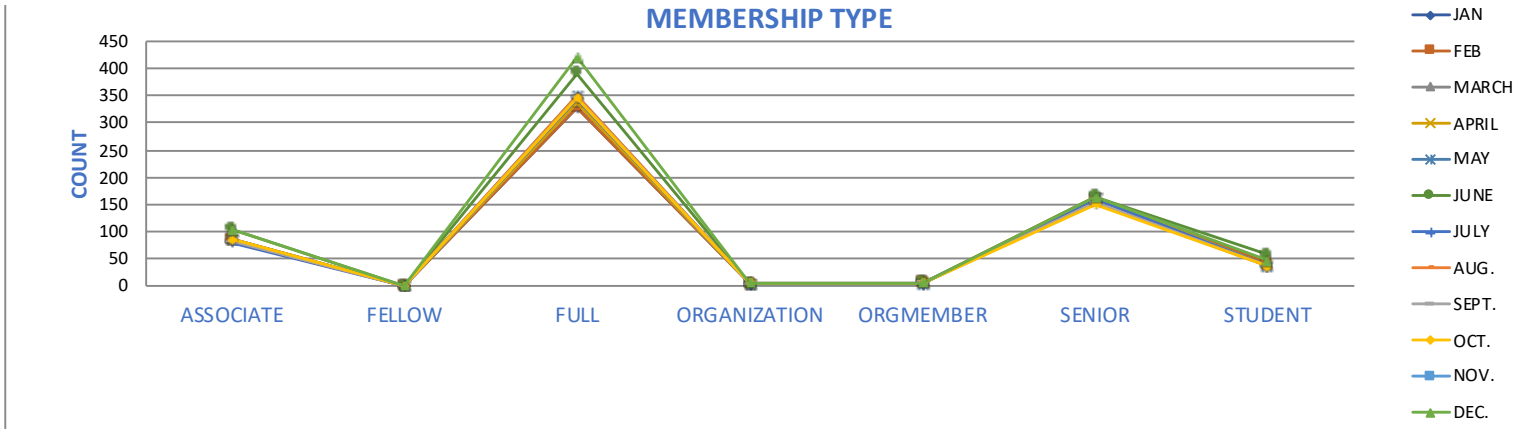
218  
 418  
 619

**1.29%** NOTE:- SAME REPORT ON ASQ WEBSITE AS IN OCTOBER, 201

MEMBERSHIP ANALYSIS CHART



## ASQ VIRGINIA SECTION 0511



**Section Monthly Growth and Retention -December 2018 End of Month**

SecNum	Section Name	Member Type	Current Count	New Count	Renew Count	12 Month Prior Cour Growth %	Retention %	
511	Northern Virginia Section	ASSOCIATE	85	39	44	96	-11.46%	47.92%
511	Northern Virginia Section	FULL	346	148	204	302	14.57%	65.56%
511	Northern Virginia Section	ORGANIZATION	5	2	4	3	66.67%	100.00%
511	Northern Virginia Section	ORGMEMBER	5	1	4	7	-28.57%	57.14%
511	Northern Virginia Section	SENIOR	150	4	148	161	-6.83%	90.68%
511	Northern Virginia Section	STUDENT	36	24	14	50	-28.00%	24.00%
511	Northern Virginia Section	TOTAL	627	218	418	619	1.29%	66.07%

## UNPAID MEMBERS ANALYSIS, 2018

### ANALYSIS BY STATE

S. NO.	STATE	JAN	FEB	MARCH	APRIL	MAY	JUNE	JULY	AUG	SEPT.	OCT.	NOV.	DEC.
1	CA	1	0	1	1	1	1	1	1	0	1		1
2	DC	1	2	2	2	1	1	1	1	1	2		3
3	GA	0	0	0	0	0	0	1	1	1	1		1
4	WI	0	0	0	0	0	0	1	0	0	0		0
5	MI	1	1	1	1	0	1	1	1	1	1		0
6	MD	16	18	19	19	20	19	21	17	22	20		20
7	DE	0	1	1	1	0	0	0	0	0	0		0
8	MA	0	0	0	0	0	0	1	1	1	1		1
9	SC	0	0	0	0	1	2	2	2	2	1		0
10	WA	0	0	0	0	0	0	0	0	0	1		1
11	NC	0	0	0	0	0	0	0	1	1	1		1
12	NO ADDY	3	3	2	2	1	1	3	2	2	2		4
13	VA	63	67	68	68	71	73	77	82	81	79		85
14	CO	0	0	0	0	0	0	0	0	0	1		1
15	NV	0	0	0	0	0	0	0	0	0	1		1
16	OH	0	0	0	0	0	0	0	0	0	0		1
17	TX	0	0	0	0	0	0	0	0	0	0		1
<b>TOTAL</b>		85	92	94	94	95	98	109	109	112	112		121

### ANALYSIS BY CITY

S. NO.	STATE	CITY	JAN	FEB	MARCH	APRIL	MAY	JUNE	JULY	AUG	SEPT.	OCT.	NOV.	DEC.	
1	DC	Washington	1	2	2	2	1	1	1	1	1			3	
2	MD	Clinton	0	0	0	0	0	0	0	0	0			1	
		Clarksburg	3	3	3	3	3	1	2	3	3			1	
		Frederick	2	1	1	1	1	0	0	0	2			3	
		Gaithersburg	1	2	2	2	2	2	2	1	1			2	
		Rockville	8	5	7	7	5	7	6	5	6			3	
		Silver Spring	1	1	0	0	1	1	2	2	2			3	
		Boyd's	0	1	1	1	1	1	1	1	0	0			0
		Pomfret	0	0	0	0	0	0	0	0	0	0			1
		Middletown	0	1	1	1	1	0	0	0	0				0
		Fulton	0	1	1	1	1	1	1	1	0	0			0
		North Potomac	0	0	0	0	0	0	0	0	0	1			2
		North Bethesda	0	0	0	0	0	0	0	0	0	1			1
		Gunpowder	0	0	0	0	1	1	1	1	1	1			0
		Montgomery Village	0	0	0	0	1	1	1	1	1	1			0
		Germantown	0	1	1	1	2	2	2	1	1				2
		Aspen Hill	0	0	0	0	0	0	0	0	0	1			1
		College Park	0	0	0	0	0	0	1	1	1	1			0
		Fort Washington	0	0	0	0	0	0	1	1	1	1			0
		Alexandria	6	7	5	5	3	3	3	6	5			7	
		Arlington	4	4	4	4	9	13	12	11	10			6	

3	VA	Ashburn	4	4	4	4	4	3	1	1	5		5
		Bristow	1	0	2	2	4	4	4	4	3		0
		Broadlands	1	1	1	1	0	0	0	0	1		2
		Burke	1	2	1	1	0	3	3	4	4		5
		Catharpin	0	0	1	1	1	1	1	0			0
		Centreville	5	5	5	5	4	3	5	5	4		3
		Chantilly	3	3	2	2	2	4	3	4	4		3
		Fairfax	5	5	3	3	2	1	2	3	4		8
		Falls Church	0	1	1	1	4	3	3	4	5		3
		Fredericksburg	3	4	5	5	5	5	4	5	4		3
		Gainesville	1	1	1	1	1	0	0	0			0
		Herndon	2	1	1	1	2	1	2	2	2		1
		Leesburg	3	3	4	4	2	1	2	1			1
		Dumfries	0	0	0	0	0	0	1	1			2
		Manassas	1	1	1	1	1	1	1	1	1		0
		Mc Lean	3	2	3	3	3	3	4	4	3		6
		Reston	1	1	3	3	4	4	4	4	2		5
		1+C46	0	0	1	1	1	1	0	0			0
		Marshall	0	0	0	0	0	0	1	1	1		1
		Glen Allen	0	0	0	0	0	0	1	1	1		1
		Springfield	3	3	2	2	1	0	0	1	2		2
		Stafford	2	3	3	3	1	3	3	4	1		0
		Sterling	1	1	1	1	2	3	3	1	4		3
		Stone Ridge	0	0	1	1	1	1	1	5			0
		Vienna	2	2	3	3	3	4	4	0	4		2
		Williamsburg	1	2	1	1	1	1	1	3			0
		Woodbridge	7	7	7	7	7	4	5	1	4		6
		Woodford	0	0	0	0	0	0	0	0	0		1
		Greatfalls	0	0	0	0	0	0	0	0	0		1
		Lorton	0	0	0	0	0	0	0	0	0		1
		Ruckersville	0	0	0	0	0	0	0	0	0		1
		Lansdowne	0	0	0	0	1	1	1	1	1		0
		Oak Hill	0	0	0	0	1	1	1	1	1		0
Dulles	0	0	0	0	1	1	1	2	2		3		
Fairfax Station	0	0	0	0	0	0	0	0	1		1		
Haymarket	0	0	0	0	0	0	0	0	1		2		
Purcellville	0	0	0	0	0	0	0	0	1		0		

**ANALYSIS BY YEAR JOINED UNIT**

S. NO.	YEAR JOINED UNIT	JAN	FEB	MARCH	APRIL	MAY	JUNE	JULY	AUG.	SEPT.	OCT.	NOV.	DEC.
1	2006	6	4	3	3	2	0	0	1	2	4		7
2	2007	1	1	2	2	3	3	11	9	9	8		7

3	2008	1	1	1	1	1	1	2	2	2	1		1
4	2009	0	0	0	0	0	0	0	1	0	1		2
5	2010	2	3	3	3	1	0	0	0	1	1		1
6	2011	2	3	2	2	2	2	0	0	0	1		0
7	2012	3	5	5	5	3	1	1	0	0	0		0
8	2013	2	2	2	2	1	1	1	2	2	2		3
9	2014	4	5	5	5	3	3	5	3	2	4		3
10	2015	4	6	4	4	5	5	5	6	7	5		5
11	2016	63	50	43	43	26	20	16	18	19	18		23
12	2017	0	14	26	26	49	62	68	67	68	65		69
<b>TOTAL</b>		88	94	96	96	96	98	109	109	112	110		121

**ANALYSIS BY CERTIFICATION STATUS**

CATEGORY	APRIL	MAY	JUNE	JULY	AUG.	SEPT.	OCT.	NOV.	DEC.
CURRENTLY CERTIFIED		25	24	40	28	38	21		17
RECERTIFICATION NOT APPLICABLE		9	6	14	13	9	2		20
CERTIFICATION LAPSED / NO CERTIFICATION		62	68	55	68	65	87		84
<b>TOTAL</b>	96	96	98	109	109	112	110	0	121

CURRENTLY CERTIFIED	
CSSBB	4
CSQE	0
CQA	8
CQE	1
CMQ	1
CBA	0
CSSGB	0
CQIA	0
CQPA	0
CRE	3

SUBGROUP_M	LEVEL2	LEVEL3	ship_maste	LAST_NAME	FIRST_NAME	ORDER_TYPE	MBR_TYPE	ORDER_NO	txn_date	ACTUAL_TOTAL_AV	BEGIN_DATE	END_DATE	ALLOTMENT
9900511	511	BENEFIT	80325	Das	Narayan	STD	FULL	7001407214	00:00.0	0	00:00.0	00:00.0	18.25
9900511	511	BENEFIT	290580	Ehlinger	Ernest	STD	FULL	7001462201	00:00.0	0	00:00.0	00:00.0	18.25
9900511	511	BENEFIT	391987	Dall	James	STD	FULL	7001369721	00:00.0	0	00:00.0	00:00.0	18.25
9900511	511	BENEFIT	687452	Khan	Anwar	STD	FULL	7001460805	00:00.0	0	00:00.0	00:00.0	18.25
9900511	511	BENEFIT	63363806	Anwar	Ashfaq	STD	FULL	7001355331	00:00.0	0	00:00.0	00:00.0	18.25
9900511	511	BENEFIT	63423201	Stubbs	Laura	STD	FULL	7001410184	00:00.0	0	00:00.0	00:00.0	18.25
9900511	511	BENEFIT	63452343	Hartman	Amy	STD	FULL	7001371468	00:00.0	0	00:00.0	00:00.0	18.25
9900511	511	BENEFIT	63468344	Montag	Philip	STD	FULL	7001419029	00:00.0	0	00:00.0	00:00.0	18.25
9900511	511	BENEFIT	63752922	Allman	Cheryl	STD	FULL	7001437874	00:00.0	0	00:00.0	00:00.0	18.25
9900511	511	BENEFIT	64097906	Hussain	Abbas	STD	FULL	7001458844	00:00.0	0	00:00.0	00:00.0	18.25
9900511	511	BENEFIT	65106973	Moore	Melissa	STD	FULL	7001459267	00:00.0	0	00:00.0	00:00.0	18.25
9900511	511	BENEFIT	65125038	McNall	Page	STD	FULL	7001407503	00:00.0	0	00:00.0	00:00.0	18.25
9900511	511	BENEFIT	65143456	Johnston	Gilbert	STD	FULL	7001436516	00:00.0	0	00:00.0	00:00.0	18.25
9900511	511	BENEFIT	65248207	Alagukrishnan	Aravinthan	STD	FULL	7001455467	00:00.0	0	00:00.0	00:00.0	18.25
9900511	511	BENEFIT	65328442	Sprague	Ryan	STD	FULL	7001408137	00:00.0	0	00:00.0	00:00.0	18.25
9900511	511	BENEFIT	65329788	McNamara	Robert	STD	FULL	7001354854	00:00.0	0	00:00.0	00:00.0	18.25
9900511	511	BENEFIT	65339472	Lanberg	Susan	STD	FULL	7001369610	00:00.0	0	00:00.0	00:00.0	18.25
9900511	511	BENEFIT	65363230	Baverso	Peter	STD	FULL	7001436825	00:00.0	0	00:00.0	00:00.0	18.25
9900511	511	BENEFIT	65550260	Klein	Matthew	STD	FULL	7001455273	00:00.0	0	00:00.0	00:00.0	18.25
9900511	511	BENEFIT	65570096	Yocum	James	STD	FULL	7001421431	00:00.0	0	00:00.0	00:00.0	18.25
9900511	511	BENEFIT	65628434	Conrad	Elizabeth	STD	FULL	7001395515	00:00.0	0	00:00.0	00:00.0	18.25
9900511	511	BENEFIT	65649510	Rao	Sukumar	STD	FULL	7001395196	00:00.0	0	00:00.0	00:00.0	18.25
9900511	511	BENEFIT	65655520	Yang	Enkuang	STD	FULL	7001409854	00:00.0	0	00:00.0	00:00.0	18.25
9900511	511	BENEFIT	65664693	Pitts	Nicole	STD	FULL	7001423921	00:00.0	0	00:00.0	00:00.0	18.25
9900511	511	BENEFIT	65691122	Edwards	Tyler	STD	FULL	7001461237	00:00.0	0	00:00.0	00:00.0	18.25
9900511	511	BENEFIT	65722541	Hernley	Abby	STD	FULL	7001458137	00:00.0	0	00:00.0	00:00.0	18.25

9900511	511 BENEFIT	65750224	Sterbling	Christopher	STD	FULL	7001453552	00:00.0	0	00:00.0	00:00.0	18.25
9900511	511 BENEFIT	65751477	Remmers	Margery	STD	FULL	7001455367	00:00.0	0	00:00.0	00:00.0	18.25
9900511	511 BENEFIT	65752640	Wright	Thomas	STD	FULL	7001457081	00:00.0	0	00:00.0	00:00.0	18.25
9900511	511 BENEFIT	65753139	Salguero	Laila	STD	FULL	7001457890	00:00.0	0	00:00.0	00:00.0	18.25
9900511	511 BENEFIT	65753309	Prewitt	Taylor	STD	FULL	7001458138	00:00.0	0	00:00.0	00:00.0	18.25
9900511	511 BENEFIT	65754519	Freidhoff	Philip	STD	FULL	7001460025	00:00.0	0	00:00.0	00:00.0	18.25
9900511	511 BENEFIT	65755363	Martire	Millie	STD	FULL	7001461567	00:00.0	0	00:00.0	00:00.0	18.25
9900511	511 BENEFIT	65755661	Spengler	James	STD	FULL	7001462253	00:00.0	0	00:00.0	00:00.0	18.25
9900511	511 PAID	64066272	Omodia	Matthew	STD	FULL	7001421647	00:00.0	20	00:00.0	00:00.0	18.25
9900511	511 PAID	65752756	Murry	Michael	STD	FULL	7001457281	00:00.0	20	00:00.0	00:00.0	18.25
9900511	511 PAID	65755675	Foster	Jacqueline	STD	FULL	7001462330	00:00.0	20	00:00.0	00:00.0	18.25
9900511	511 BENEFIT	63138314	Black	Gregory	STD	SENIOR	7001418520	00:00.0	0	00:00.0	00:00.0	18.25
9900511	511 BENEFIT	65217306	Watson	Andrew	STD	SENIOR	7001354621	00:00.0	0	00:00.0	00:00.0	18.25